

COMPASS

October 2021

# New Milford Market Insights

# New Milford

OCTOBER 2021

## UNDER CONTRACT

**15**  
Total  
Properties

**\$544K**  
Average  
Price

**\$499K**  
Median  
Price

**25%**  
Increase From  
Oct 2020

**7%**  
Increase From  
Oct 2020

**3%**  
Increase From  
Oct 2020

## UNITS SOLD

**14**  
Total  
Properties

**\$572K**  
Average  
Price

**\$470K**  
Median  
Price

**-18%**  
Decrease From  
Oct 2020

**15%**  
Increase From  
Oct 2020

**-2%**  
Decrease From  
Oct 2020

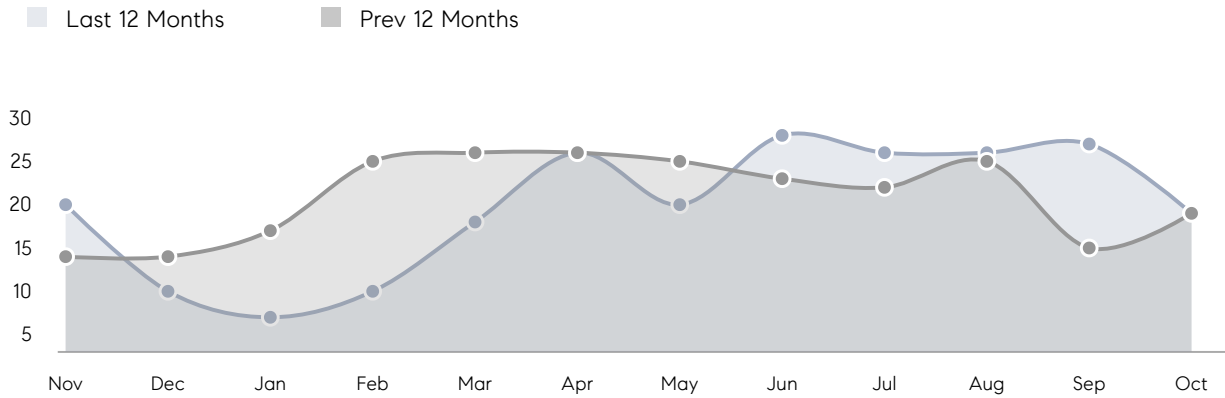
## Property Statistics

		Oct 2021	Oct 2020	% Change
Overall	AVERAGE DOM	36	27	33%
	% OF ASKING PRICE	97%	100%	
	AVERAGE SOLD PRICE	\$571,857	\$497,141	15.0%
	# OF CONTRACTS	15	12	25.0%
	NEW LISTINGS	7	15	-53%
Houses	AVERAGE DOM	36	28	29%
	% OF ASKING PRICE	97%	100%	
	AVERAGE SOLD PRICE	\$571,857	\$504,088	13%
	# OF CONTRACTS	14	11	27%
	NEW LISTINGS	6	13	-54%
Condo/Co-op/TH	AVERAGE DOM	-	12	-
	% OF ASKING PRICE	-	99%	
	AVERAGE SOLD PRICE	-	\$386,000	-
	# OF CONTRACTS	1	1	0%
	NEW LISTINGS	1	2	-50%

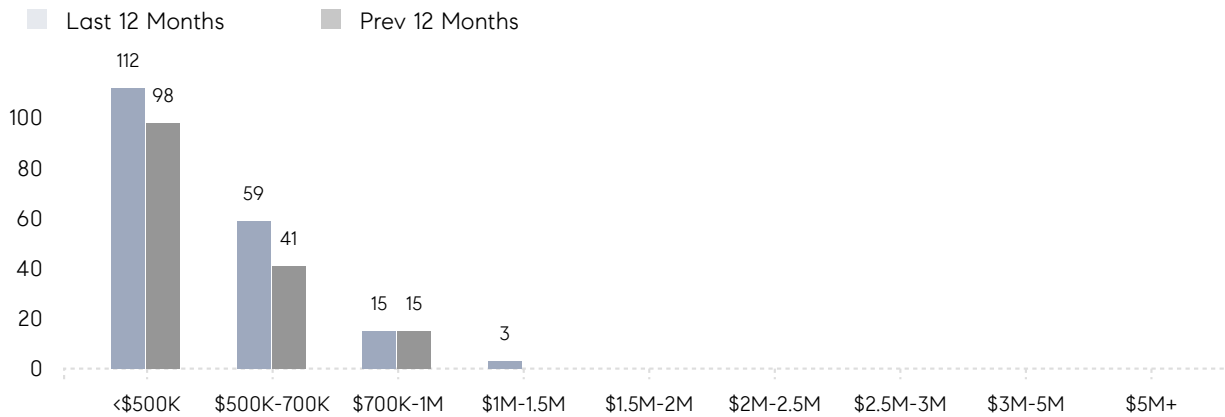
# New Milford

OCTOBER 2021

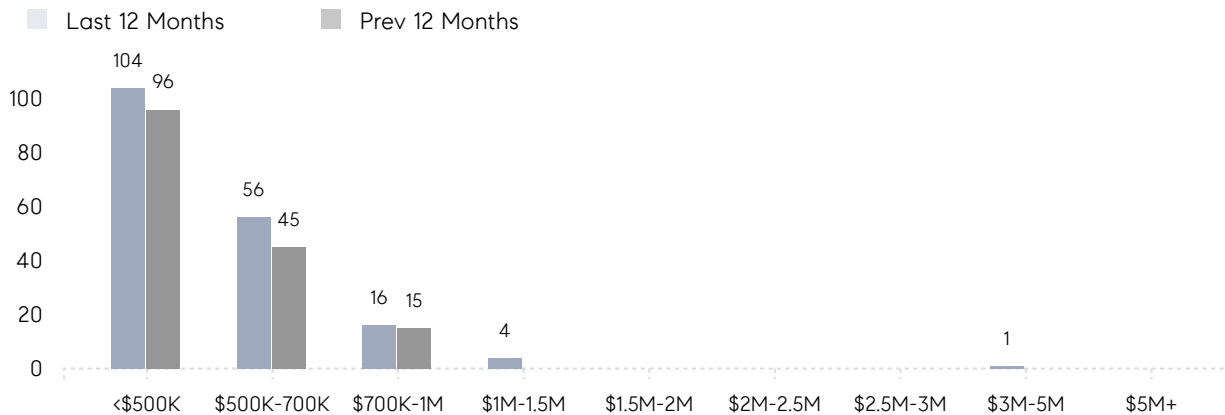
## Monthly Inventory



## Contracts By Price Range



## Listings By Price Range





# COMPASS

Compass makes no representations or warranties, express or implied, with respect to future market conditions or prices of residential product at the time the subject property or any competitive property is complete and ready for occupancy or with respect to any report, study, finding, recommendation or other information provided by Compass herein. Moreover, no warranty, express or implied, is made or should be assumed regarding the accuracy, adequacy, completeness, legality, reliability, merchantability or fitness for a particular purpose of any information, in part or whole, contained herein. All material is presented with the understanding that Compass shall not be deemed to provide legal, accounting or other professional services. This is not intended to solicit the purchase or sale of any property. Any and all such warranties are hereby expressly disclaimed. Equal Housing Opportunity.

© Compass. All Rights Reserved. This information may not be copied, used or distributed without Compass' consent.